

General info:

There are three different websites needed to become a travel referee. MassRef, US Soccer, and Bays. US Soccer is used to keep the standards of referees all across the country. This is where you will take the Supplemental courses. MassRef is the state of Massachusetts governing body for laws of the game, and this will be where the main courses are taken for certification.

Boston Area Youth Soccer will be the website that you use the most once you are certified. Here, you can accept games and submit game reports at the beginning and end of each week. This is the direct connection that you will have with your town of Norwood, and the Norwood Youth Soccer Program.

Note: you must be 14+ on the date of your first training course

Creating your accounts:

YOU MUST USE THE SAME EMAIL WHEN SIGNING UP FOR ALL THREE WEBSITES

Note: It is heavily advised to sign up in this order, MassRef, US Soccer, Bays.

MassRef:

URL: <https://www.massref.net/becoming-a-referee/steps-to-become-referee/>

All that you will need for MassRef will be located on this page. If anything is unclear in any step of this document, the MassRef page is your best resource for what must be completed.

We start by creating a MassRef account

1. Create an Account — MSRC/Massref

Creating an account with the MSRC allows you to fully utilize the features of our site, sign up for courses online, and speeds up the registration process during annual recertification clinics. Required fields are indicated with *.

After you sign up, you will be sent an email with your password information. You will need to upload a clear headshot photograph to be included in your MSRC referee profile.

Note: You are creating a referee account! Please enter only the name and information for the person who will be refereeing — not the parent!

[Create MSRC Account](#)

Fill in the information under “Register”

Sign up with the Massachusetts State Referee Committee Web Site

Signing with the MSRC allows you to fully utilize the features of our site, sign up for courses on-line, and speeds up the registration process during annual recertification clinics. Required fields are in **bold** type.

After you sign up, you will be sent an email with your password information.

NOTE - YOU ARE CREATING A REFEREE ACCOUNT! PLEASE ENTER ONLY THE NAME AND INFORMATION FOR THE PERSON WHO WILL BE REFEREEING. (NOT THE PARENT!)

*** First name:**
 Preferred name:
 Middle Initial:
*** Last name:**
*** Gender (M/F/X):**
*** Street Address:**
*** Zip:**

Your city/state is calculated from this entry.

*** Home Phone:**

e.g.: 781-555-1234

Work Phone:

Cell Phone:

*** Date of Birth:** Mo Day Year

*** Country of Birth:**

*** Country of Citizenship:**

*** I have been a USSF referee in another state:**

No Yes

*** Email:**
Email 2:

New users under 18 years old must include the email address of a parent or guardian

* - Required Fields

MSRC Central will automatically format your name to a proper-case format. Check here to override this and keep the capitalization you specify.

Are you a current or former referee?
 By creating a new account, you will lose all the benefits and historical data of your referee history! Instead, please use the account we've set up for you.
[Click here for assistance logging in](#), or log in with the link above in the navigation bar.

Once Logged in, it is time to enroll in your courses

2. Enroll in a Course 

For new referee candidates you will want to look for a *New Referee - Orientation*. These courses are offered throughout the year, but are concentrated more in "off season" months (i.e. summer and winter). Referee candidates must be at least 14 years old at the time of the course.

Course Listing

New Referee's must complete an orientation and field session. There are multiple combinations of ways to complete these, either together or separately. Please choose the one that best fits your schedule.

Massachusetts State Referee Committee
(affiliated with the United States Soccer Federation)

will be hosting a

New Referee - Orientation Course

The US Soccer Entry-Level Referee course will be led by a US Soccer Certified Instructor.

The Referee Course is in multiple parts. Students are required to complete the following:

1. Online Study Modules (approximately 4-6 hours work). To allow for verification, the modules must be completed a minimum 24 hours BEFORE classroom attendance. You will not be permitted to attend the live online class without this requirement completed.
2. 2 Hours Online Orientation Attendance with a live Instructor - Zoom link is located in the MyCourses tab in your Massref account.
3. In-person Field Session. This will require enrollment in one of the options TBA.
4. A test on the Laws of the Game - Taken online after Class - passing grade 80%
5. US Soccer Supplemental Course: *Introduction to Safe and Healthy Playing Environments (Intro to Safety)* - Required for ALL (Free)
6. US Soccer Supplemental Course: *SafeSport Training* - Required for 18 years or older only (Free)
7. US Soccer Supplemental Course: *Background Screening* - Required for 18 years or older only (\$30)

Parts 1-5 (for all) and parts 6-7 (for 18+) must be completed to Certify

Parts 5-7 can be completed right away! Sooner is better!, Go to the US Soccer Learning Center (<https://learning.usoccer.com/sign-up>) to create an account, if you have not already done so. Once logged in, visit [Safeguarding](#) [Safeguarding](#)

(Note that US Soccer affiliated leagues can only assign US Soccer Certified Referees.)

This is a 2 hour classroom event; students should wear appropriate comfortable clothing.

Course Restrictions:

Participants must be **Minimum Age 14** on the day of the Course they wish to attend.

All participants must upload a full face, head and shoulders only, photo to their Massref account.

Participants aged 17 and older at 31 December 2024 must also present a government issued photo id for validation.

*****Pre-payment is required for this course.*****

Your seat is not reserved for this course until payment is received.

Course Information

Dates: Saturday, October 26, 2024 6:00 PM - 8:00 PM

Location: **MSRC Zoom**
Link listed in the MyCourses tab
On MSRC Website, MA, 00000

Fees: Pre-payment of **\$115.00** made out to **MSRC** is required to attend this course. Fee amount includes registration, administration, and course fees.

Contact: **Course Administrator**
CourseAdministrator@massref.net

***** Please bring a pen/pencil and paper to the course *****

- Number 5 US Soccer Supplementary courses will be shown below when signing up for US Soccer. Steps 6 and 7 are for 18+ only
- You must upload a full face (head and shoulder picture to your MassRef account to that you can be identified

To add your picture, go to my profile, and then click edit profile in the pink box on the right.

Home **MyProfile** MyStatus MyCourses MyAssessments Tools Courses FindAssignor Logout Alexander Ice

Recertification Sessions Now Available [Recertification FAQ](#) [Enroll in a clinic](#)

Alexander Ice
 [Redacted]
 Norwood, MA 02062

Massref PIDM: [Redacted]

USSF ID: [Redacted]

Home: [Redacted]

Work: [Redacted]

Cell: [Redacted]

Referee Quick Links

- **Edit Profile**
- Request an Assessment
- Conduct Advanced Assignor Search
- Register for a course
- Display my course history
- Print ID Card

From here, look to the gray box on the right

Preferred Name:
 [Redacted]

Address:
 [Redacted]

Zip Code:
 02062

Note: Use xxx-xxx-xxxx format for telephone numbers below.

Home Phone:
 [Redacted]

Cell Phone:
 [Redacted]

Click here if you do not wish to receive text message reminders from the MSRC

Fax Number:
 [Redacted]

Work Phone:
 [Redacted]

Work Phone Ext.:
 [Redacted]

Shirt Size:
 medium (M) ▼

Pant Size:
 medium (M) ▼

New photo:
 Choose File | No file chosen

Save Changes Revert Cancel

Click "new photo", then choose your photo, and finally click save changes.

US Soccer: Registration

URL: <https://www.ussoccer.com/refs>

BECOME A REFEREE

[SIGN UP NOW](#)

Hey, you! Yeah you - are you ready to turn your love for the game into some serious cash? Introducing the Referee Program - your ticket to an exciting, flexible, and rewarding side gig that'll have you rolling in the dough while you enjoy your favorite sport up close!

Picture this: you're on the field, adrenaline pumping, making split-second decisions that can turn the tide of a match. Sounds cool, right? But wait, it gets better! For just a pocket-friendly \$40 course fee (that's like two nights of takeout), you'll be fully trained and certified to step onto the field as a referee.

And we get it - university life can be tight on the wallet. But here's the scoop: you can **earn back that \$40 in no time** with just one match under your belt. Yup, you read that right - your investment pays off in your very first game! Plus, who needs a nine-to-five when you've got a flexible schedule that lets you choose when and where you work? It's the perfect side hustle to juggle alongside your studies. With matches happening all around you, there's no shortage of opportunities to make some dough. It's not just a gig; it's a chance to be a crucial part of the game you adore.

Click Sign Up Now

Referee license pathway

Welcome to U.S. Soccer's Learning Center. We believe that every player has the right to develop and compete in a fair, fun and safe environment under the oversight of a licensed referee. While in the Learning Center, you will have access to referee courses, resources and support. Welcome to the team!

[REGISTER FOR A COURSE](#)

REFEREE PATHWAY

REFEREE	FIFA	ASSISTANT REFEREE
REFEREE	P.R.O.	ASSISTANT REFEREE
REFEREE	NATIONAL	ASSISTANT REFEREE
	REGIONAL	
	GRASSROOTS	

20 | BECOME A REFEREE: NEW Digital Only...

Become a certified referee and be a crucial part of the action for just \$40! Read on to learn how - available in select states.

10/20/2023 [read more →](#)

Click Sign Up

SIGN UP×

Are you creating the account for yourself or for someone else (for example: your child or spouse)?

FOR MYSELF

FOR SOMEONE ELSE

Choose based on who you are, Parent or Child

Note: If you are a parent, you are putting your child's information in, not your own*

PERSONAL DETAILS



FIRST NAME OF PERSON



First name is required

MIDDLE NAME OF PERSON (OPTIONAL)

LAST NAME OF PERSON



Last name is required

EMAIL OF PERSON



Please enter your email

PASSWORD



Please enter a password

CONFIRM PASSWORD



Please confirm your password

CONTINUE

Fill in your/their information

DO NOT FORGET! THE CHILD'S EMAIL NEEDS TO MATCH FOR ALL THREE WEBSITES!

The Parent's email should still be your email

ADDRESS

1 — 2 —

The country, state and zip code are needed for suggesting courses close to you.

COUNTRY
United States ✓

STATE
Massachusetts ✓

ZIP
02062 ✓

PERSONAL INFO

1 — 2 — 3 —

DATE OF BIRTH

CHOOSE GENDER
 FEMALE MALE X What's this ?

CHOOSE YOUR ROLE (You can choose more than one)

COACH PARENT
 REFEREE VOLUNTEER
 PLAYER ADMINISTRATOR
 PLAYER AGENT

I agree to the [terms of use](#)

I agree to the [privacy policy](#)

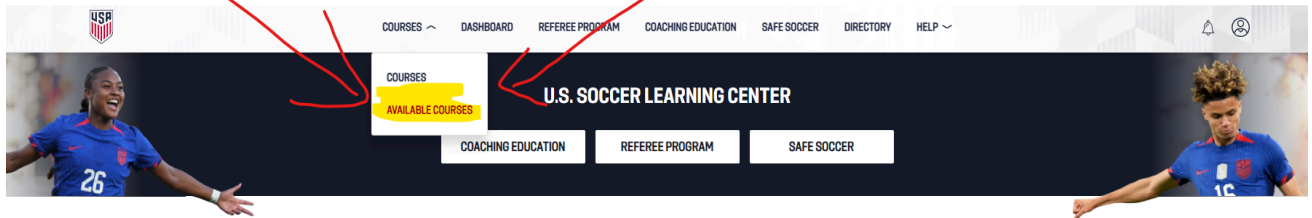
CONTINUE

Confirm the information and create your Account

US Soccer: Certification/Courses

Now that you are logged in, you need to go through some modules to be certified as a referee. This is step 5 for the MassRef Certification listed above.

From the US Soccer homepage, go to Courses, then Available courses in the dropdown (shown below)



COACHING ARTICLES

VIEW ALL



THE VALUE OF MENTAL HEALTH AWARENESS TRAINING FOR COACHES

Our team has contributed to a new research publication in a scientific journal. This study reflects our ongoing commitment to advancing knowledge in the field of performance and player well-being.



4 WAYS PARENTS CAN FOSTER A SENSE OF COMMUNITY IN SOCCER

Learn from Skye Eddy of SoccerParenting.com on why establishing a sense of community in youth soccer teams leads to positive team dynamics, enhanced well-being, increased participation and retention, and



GENERATING FEEDBACK TO SUPPORT COACH LEARNING

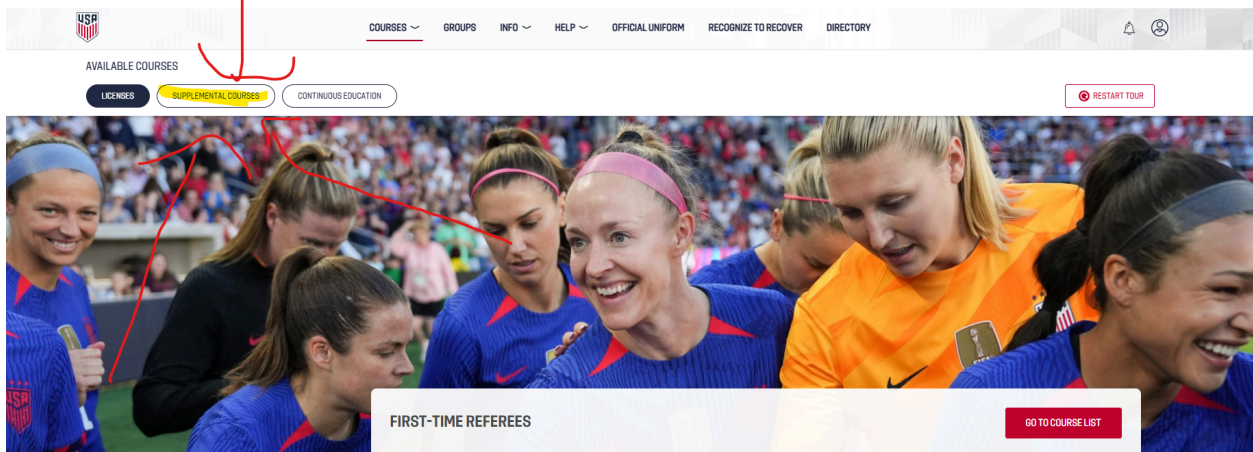
Discover innovative strategies for providing impactful feedback with your student coaches. Author Dr. Liam McCarthy explores how to shift feedback from a transactional to a generative process, enhancing both



WHAT MAKES SOCCER FUN AND HOW PARENTS CAN HELP

We all want our kids to have fun, right? Surprisingly, that's not always the case! When I hold workshops for parents and we are discussing the concept of "fun" I usually have a parent who speaks up and says, "I want

From here, go to "Supplementary courses"



From here, if you are under 18, all that is needed is the "Intro to safety"

Confirmation:


To make sure that you are certified, hover over your profile at **US Soccer** at the very top right and go down to "Profile". From here, all certifications will be shown on the right side of the page.

U.S. SOCCER REFEREE LICENSES MISSING INFORMATION?

Referee
Years at level: 5
Issue date: 08/23/2023
Expiration date: 12/31/2024
Massachusetts State Referee Committee

LICENSE HISTORY

DOWNLOAD CERTIFICATION HISTORY

 **SAFE SOCCER**

Issued on: 08/14/2024
Expiration date: 08/13/2025

CLEARED

1 — 2 — 3

SHOW MORE DETAILS

CERTIFICATES

Grassroots Referee - Online Module Completion Certificate
Issue Date: 08/13/2023
Massachusetts State Referee Committee

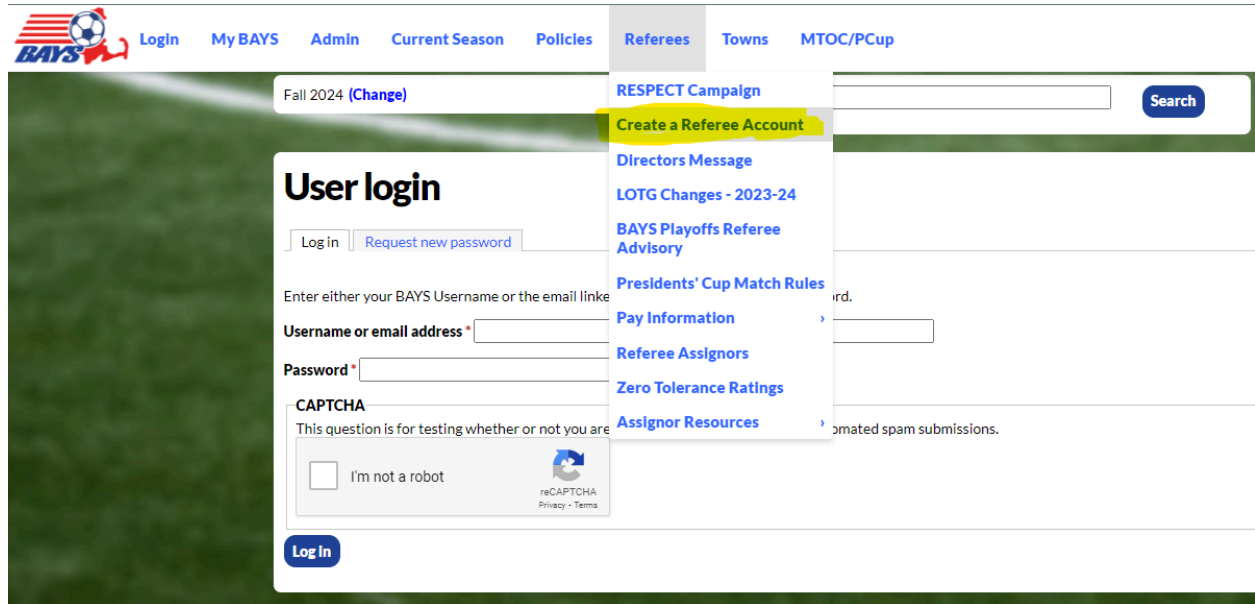
Note: These things take time to complete, don't be surprised if it takes many days to reflect your new status. If you have completed all courses and sections, then you are ready to hit the field! Congrats, you are now a Grassroots referee. All that is left now is to be assigned games.

Boston Area Youth Soccer Registration:

This is where games are assigned and reported

You are almost there! Stay Strong!

URL: <https://bays.org>



Hover over “Referee” and then click “Create a Referee Account”

Referee Application to Create a Referee Account

You've completed your referee course with [Mass Ref](#), including all the online steps, and now you are eager to referee for the BAYS League. Welcome! These instructions should help you to contact your home town referee assignor and create a new BAYS referee account. All new Referees must complete this process.

1. Contact your Town Referee Assignor

If you are going to be a referee in the state of Massachusetts, you need to create a referee account that will need to be approved by your home town Referee Assignor. This individual oversees referee placement for games, and it is always a good idea to have a solid relationship with this important home town official. You can find your Referee Assignor by going to the [Referee Assignor](#) page on the BAYS website. If there is no Referee Assignor listed, go to the [Town Officials](#) page, select your desired town, and look under the Organization Members link to contact a board member to discuss your town's Referee Assignor process.

2. Complete the Online Referee Application

All new Referees must complete this online referee application.

If you are a NEW member without an existing BAYS account:

To create a Referee Account, you need to complete the application found here: [New User Referee Application](#) and you must be APPROVED by your town's Referee Assignor. This is a straightforward form, requesting you to provide a username and create a password. It also gathers required contact information. Please ensure you complete this information accurately. This is the first step in a multi-step process.

Once you complete the Referee Application an email will be sent to you confirming your application has been submitted. An email will also be sent to the Referee Assignor to review and validate your application for approval. By applying to create an account and having the Primary Referee Assignor validate all new applications, we are seeking to reduce the problem of fake and invalid referee accounts.

If you are a CURRENT member of the BAYS website and have an existing account:

All existing BAYS members should log into their account before proceeding. If you do not remember your existing username and password, please [recover the username and password here](#).

To create a Referee Account, you need to complete the application found here: [Existing User Referee Application](#) and you must be APPROVED by your town's Referee Assignor. This is a straightforward form, requesting you to indicate that you are an existing BAYS member. It will carry forward your existing username and password. It will also gather required contact information for your profile. Please ensure you complete this information accurately. This is the first step in a multi-step process.

If you have already provided this information, you will be redirected to the Apply to Towns page.

An email will also be sent to the Referee Assignor to review and validate your application for approval. By validating your existing account and having the Primary Referee Assignor validate all new applications, we are seeking to reduce the problem of fake and invalid referee accounts.

3. After You Apply

The validation process by the Primary Town Referee Assignor may take as long as **48 - 72 hours**. Regardless of the response (Approved or Denied) you will be notified via email along with detailed next step instructions.

That confirmation email details several required Referee pay forms that need to be submitted before you will be able to accept referee assignments. The downloadable [ACH/EFT Authorization](#) form and the [W-9 tax](#) form, along with submitting instructions back to the BAYS payment vendor SX Business Services, can also be found here: [Referee Required Pay Forms](#). Please do NOT send these forms just to your Referee Assignor.

NOTE: If you do not get a response, do NOT submit another application. See the instructions above to contact your town Referee Assignor.

Click the “New User Referee Application”

Fall 2024 [\(Change\)](#)

BAYS - Referee - New User Request

[Hide Instructions - Click Here](#)

Here you can apply for a new referee user account. The registration application is a two stage process:

- **Complete this Application and submit to your Primary Town** -> This triggers notification to the Primary Town Referee Administrator. This also triggers a confirmation email to the email address submitted on the application.
- **Primary Town Referee Assignor Evaluates Application** -> This triggers an email notifying you of the outcome. NOTE this can take as long as between 48 - 72 hours.
 - **Approved** - Once your application has been approved by your primary town, a user account will be created, and an email notification will be sent out containing log-in instructions. You will then be able to apply as a referee in additional towns, found under MyBays -> Referee -> Apply to Towns.
 - **Denied** - You should contact the Town Referee Assignor and determine if you need to make corrections to your application or need to apply to another town as your primary.

Why a Primary Town?

We are working hard at preventing FALSE accounts from being created. By having the town Referee Assignor verify accounts, we eliminate 90% of the fake Referee Accounts.

Username *

Suggestions include Full Name or initial and Last Name (e.g. John Doe or jdoe). We will check for a duplicate username and inform you before you complete this application. The account username is case sensitive. You will need to remember if you used mixed upper and lower case once your account is approved and created.

Password * Password strength:

Confirm password *

Provide a password for the new account in both fields. Passwords are case sensitive. Please remember if you used mixed upper and lower case once your account is approved and created.

E-mail address *

Enter the REFEREE's direct email. Parent emails for referees under the age of 18 are required to be listed as a CC email once the referee's account has been set up. Each referee account requires a UNIQUE email address.
Pro Tip: Please do not use corporate email addresses, as they are frequently configured to block email from organizations like BAYS. Additionally, Verizon.net, AOL.com, and Yahoo.com email address have intermittent issues with non-delivery of BAYS email and should NOT be used if at all possible.

Profile Information

The following information is collected for use by the BAYS organization and administrative staff. The information you provide is critically important:

- If you need to be contacted by a Referee Assignor or Organizational member, we use the phone and email information provided.

Don't forget which email you are using!

- If you need to be contacted by a Referee Assignor or Organizational member, we use the phone and email information p

Legal First Name *

NO NICKNAMES. Please use your **legal name** to ensure compliance with Federal Filings.

First Name *

This will be used as your displayed first name on the BAYS site.

Last Name *

Please enter your legal last name to ensure compliance with Federal Filings.

Primary Organization *

Choose your town organization from the drop-down menu

Date of Birth - You must be currently over the age of 14 to submit an application to be a referee in BAYS *

E.g., 10/07/2024

Address *

In addition to street address, include Apt, or Unit on this line.

City *

State *

Zip *

Preferred or Primary Contact Phone *

Enter your own contact phone # or your guardian's phone, if you do not have one, so that you can be reached.

Secondary Phone

Referee Grade *

This is the type of referee course you took: See link for USSF Referee Grades Explained: <https://www.massref.net/refgrades.cfm>

Submit Referee User Application

Fill in your/your child's personal information

For Primary Organization, choose Norwood Youth Soccer

For Referee Grade, all new referee's start at the Grassroots level

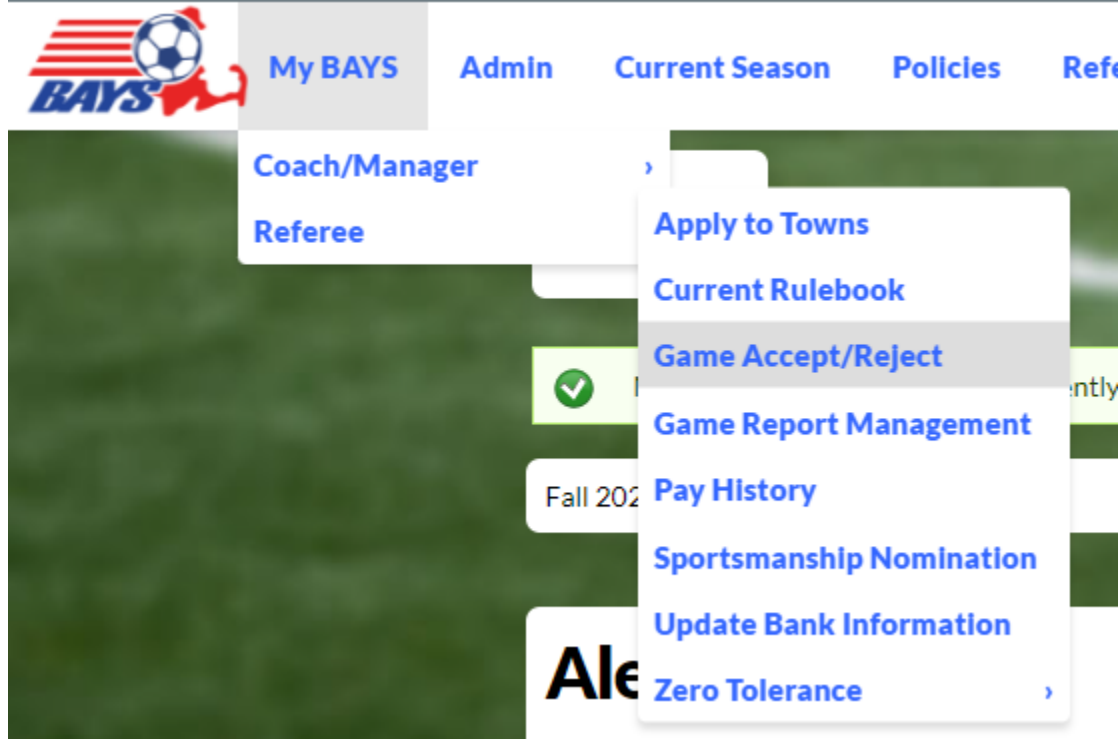
Finally, click Submit

Congrats! You are done!

Our current Referee Assignor **David Duhamel** will be in contact with you once your application has been Approved

Accepting a Game:

Log into Bays and Navigate to My Bays, Referee, Game Accept Reject



Here, all information for each game will be displayed

1. The game level
2. Both teams Names, Cheaches, and their respective contact information
3. The Date/Time
4. The Field (you can click on the name for directions)
5. You will be assigned the Center position, or an AR position

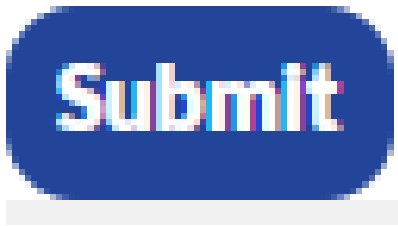
The image shows the 'BAYS - Accept/Reject Games' page. At the top left is the BAYS logo. Below it is a 'Sort by Game Week' button and a 'Submit' button. The main content is a table with the following columns: Game #, Home Team, Away Team, Date/Time, Field, Center Referee, Assistant Referee #1, Assistant Referee #2, Other Official, and Assignor. The table contains one row of data. The 'Date/Time' cell is '10/5/24 3:00pm', the 'Field' cell is 'Father macs 10', the 'Center Referee' cell is 'Alex Ice \$65', the 'Assistant Referee #1' cell is 'John [redacted] Accepted', the 'Assistant Referee #2' cell is 'TBD Pending', the 'Other Official' cell is 'TBD Pending', and the 'Assignor' cell is 'David Duhamel (617) 633-3348'. Hand-drawn boxes highlight the 'Date/Time', 'Field', 'Center Referee', and 'Assignor' columns.

Game #	Home Team	Away Team	Date/Time	Field	Center Referee	Assistant Referee #1	Assistant Referee #2	Other Official	Assignor
Boys Grade 8 4/N Game #: 5655	Norwood Adam [redacted]	Dedham Invincibles Jack [redacted]	10/5/24 3:00pm	Father macs 10	Alex Ice \$65 Accepted	John [redacted] Accepted	TBD Pending	TBD Pending	David Duhamel (617) 633-3348

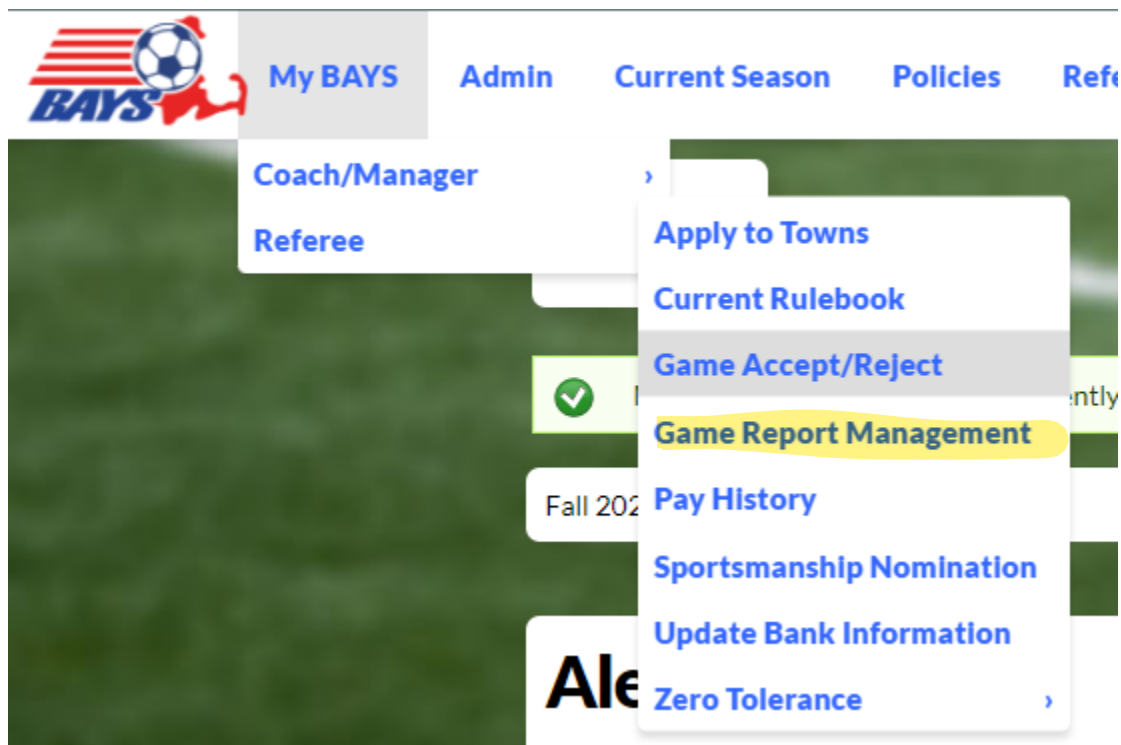
Find your name. The amount paid for that game will be displayed beside it. From here, click the dropdown and either Accept or Reject.

The most important part!

Scroll down and click submit



Completing A Game Report:



Instead of Accepting or rejecting, Go down one and click “Game Report Management”

From here, you fill in who was present on the pitch, (teams & referee’s), the score, and if there were any cautions or ejections for the center referee to report